# Tick the Big One

Big and small

Name: _____ Date: _____

**LEVEL 1 · BIG**

LKG · Ages 4–5

**Big or small?** Look at the two pictures. Tick the **big** one.



☐ ☐



☐ ☐



☐ ☐



☐ ☐

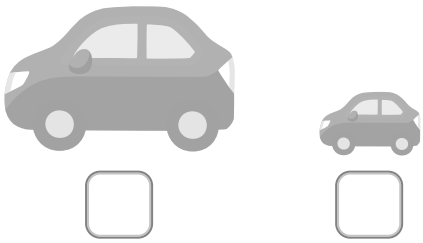

☐ ☐

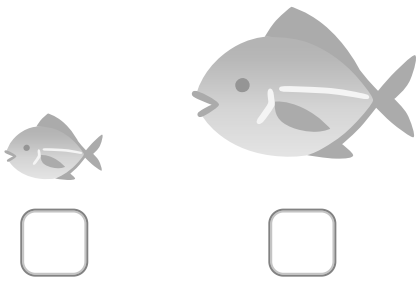

☐ ☐



☐ ☐



☐ ☐


© parentoven.com

Ink-saving version · Free for home and classroom use

# Tick the Smallest

Big, bigger, small, smaller

Name: _____ Date: _____

**LEVEL 1 · SMALL**

LKG · Ages 4–5

**Three sizes!** Big, middle and small. Tick the **smallest** one in each box.



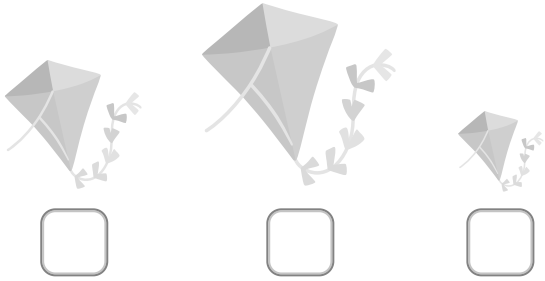







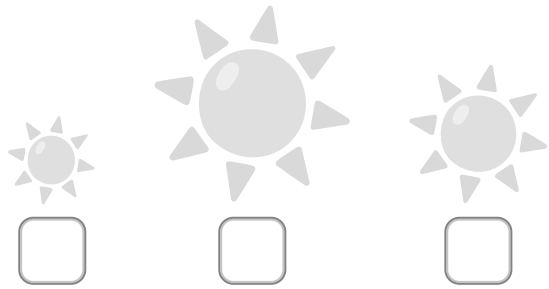

© parentoven.com

# Same or Different?

Look closely

Name: _____ Date: _____

**LEVEL 2 · SAME AND DIFFERENT**

LKG · Ages 4–5

**Look closely.** Are the two pictures the same, or different? Some look alike but are not the same thing. Tick one box.



☐ same ☐ different



☐ same ☐ different



☐ same ☐ different



☐ same ☐ different



☐ same ☐ different



☐ same ☐ different



☐ same ☐ different



☐ same ☐ different

© parentoven.com

# Find the Same

Match the picture

Name: _____ Date: _____

**LEVEL 2 · SAME**

LKG · Ages 4–5

**Find the twin!** Look at the picture in the box. Circle the one that is exactly the **same**.



© parentoven.com

# Which Is Different?

Odd one out

Name: _____ Date: _____

**LEVEL 3 · DIFFERENT**

LKG · Ages 4–5

**Which one is different?** Three pictures in each row are the same. Circle the one that is different.













© parentoven.com



# Draw and Think

Big and small in real life



Name: _____ Date: _____

LEVEL 3 · SIZE IN REAL LIFE

LKG · Ages 4–5

## 1 Draw a big ball and a small ball.

### A big ball

### A small ball

## 2 In real life, is it big or small? Write B for big or S for small.



elephant ☐



ant ☐



bus ☐



mouse ☐



tree ☐



bee ☐



house ☐



strawberry ☐

PARENT OVEN © parentoven.com

Ink-saving version · Free for home and classroom use

# Answer Key

Sheets 1 to 6

ANSWERS

LKG · Ages 4–5

## Sheet 1 · Tick the big one

| | | | |
|---|---|---|---|
| 1 ball: **left** | 2 duck: **right** | 3 star: **right** | 4 apple: **left** |
| 5 car: **left** | 6 fish: **right** | 7 teddy: **right** | 8 flower: **left** |

## Sheet 2 · Tick the smallest

| | | |
|---|---|---|
| balloon: **middle** | kite: **right** | rabbit: **left** |
| banana: **right** | dog: **middle** | sun: **left** |

## Sheet 3 · Same or different

| | |
|---|---|
| apple / tomato: **different** | cat / cat: **same** |
| ball / orange: **different** | duck / duck: **same** |
| cat / tiger: **different** | star / star: **same** |
| lemon / banana: **different** | car / bus: **different** |

## Sheet 4 · Find the same

| | |
|---|---|
| row 1: **apple** (picture 3) | row 2: **cat** (picture 2) |
| row 3: **orange** (picture 4) | row 4: **duck** (picture 1) |
| row 5: **strawberry** (picture 3) | row 6: **mango** (picture 2) |

## Sheet 5 · Which is different

| | | |
|---|---|---|
| row 1: **tomato** | row 2: **tiger** | row 3: **sun** |
| row 4: **lemon** | row 5: **bus** | row 6: **bird** |

## Sheet 6 · Draw and think

Part 1: check the big ball is clearly bigger. Part 2:

| | | | |
|---|---|---|---|
| elephant: **B** | ant: **S** | bus: **B** | mouse: **S** |
| tree: **B** | bee: **S** | house: **B** | strawberry: **S** |

**For grown-ups:** on Sheet 6 every picture is drawn the same size on purpose. Children must think about the real thing: an ant is small even when its picture is big.

© parentoven.com