So Many Toys

Count and write

Name: _____ Date: _____

LEVEL 1 · COUNTING GROUPS

Class 1 · Ages 6–7

Count carefully. Touch each toy and put a small tick on it as you count, so you do not count it twice.

1 Look at the toy shelf. Count each kind of toy.



2 Write how many.

teddy bears ☐

cars ☐

kites ☐

dolls ☐

Circle the toy there are the most of:



© parentoven.com

Free for home and classroom use

DATA HANDLING · MATHS · PARENTOVEN.COM

More, Less or Equal?

Compare the groups

Name: _____ Date: _____

LEVEL 1 · COMPARING

Class 1 · Ages 6–7

1 Count each row. Write the number in the box.

Balls		
Kites		
Cars		
Teddy bears		

more than = *a* bigger number · **less than** = *a* smaller number · **equal to** = the same number

2 Circle the right words.

1. The number of **balls** is _____ the number of **kites**.
   more than | **less than** | **equal to**

2. The number of **teddy bears** is _____ the number of **cars**.
   more than | **less than** | **equal to**

3. The number of **balls** is _____ the number of **cars**.
   more than | **less than** | **equal to**

4. The number of **kites** is _____ the number of **teddy bears**.
   more than | **less than** | **equal to**

5. The number of **cars** is _____ the number of **kites**.
   more than | **less than** | **equal to**

6. The number of **teddy bears** is _____ the number of **balls**.
   more than | **less than** | **equal to**

PARENT OVEN © parentoven.com

Free for home and classroom use

Flowers in the Garden

Count, compare, true or false

Name: _____ Date: _____

LEVEL 2 · MOST AND LEAST

Class 1 · Ages 6–7

1 Count the flowers in the garden.



2 Write how many.

sunflowers ☐

roses ☐

tulips ☐

blossoms ☐

3 Circle the most:



4 Circle the least:



5 True or false? Circle one.

There are more roses than sunflowers.	True	False
There are fewer tulips than blossoms.	True	False
Sunflowers and blossoms are equal in number.	True	False
Tulips are the most in number.	True	False

© parentoven.com

Free for home and classroom use

Tally Marks

Count in fives

Name: _____ Date: _____

LEVEL 2 · TALLY MARKS

Class 1 · Ages 6–7

Tally marks help us count quickly. Draw one line for each thing. The fifth line goes **across** the first four, so each bundle is 5.

How tally marks work



1 Count the tally marks. Write the number.













2 Draw tally marks for each number.

4

6

8

Read a Picture Graph

Meera's fruit basket

Name: _____ Date: _____

LEVEL 3 · PICTURE GRAPHS

Class 1 · Ages 6–7

1 Read the picture graph.

Fruits in Meera's basket

Apples	5
Bananas	3
Mangoes	6
Grapes	2
Oranges	4

Each picture = 1 fruit (grapes: 1 bunch)

2 Answer the questions.

1. How many mangoes are there? ☐
2. How many bananas are there? ☐
3. Which fruit is the most? ☐
4. Which fruit is the least? ☐
5. How many more apples than bananas? ☐
6. How many apples and oranges together? ☐

© parentoven.com

Free for home and classroom use

My Name Survey

Collect your own data

Name: _____ Date: _____

LEVEL 3 · PROJECT

Class 1 · Ages 6–7

A survey is asking people a question and writing down what they say. Ask 10 people their name: family, friends or children in your class. Write each name, then count its letters. **Ravi** has 4 letters: R-a-v-i.

1 Write 10 names. Write how many letters each name has.

1.		2.	
3.		4.	
5.		6.	
7.		8.	
9.		10.	

2 Make tally marks for each group, then write how many.

Name has...	Tally marks	How many?
3 letters		
4 letters		
more than 4 letters		

3 What did you find?

Which group has the most names? _____

Which group has the fewest names? _____

© parentoven.com

Free for home and classroom use

Answer Key

Sheets 1 to 6

ANSWERS

Class 1 · Ages 6–7

Sheet 1 · So many toys

teddy bears: **5**	cars: **3**	kites: **6**
dolls: **2**	most: **kites**	

Sheet 2 · More, less or equal

balls: **7**	kites: **4**	cars: **7**	teddy bears: **3**
1. **more than**	2. **less than**	3. **equal to**	
4. **more than**	5. **more than**	6. **less than**	

Sheet 3 · Flowers

sunflowers: **6**	roses: **8**	tulips: **3**
blossoms: **5**	most: **roses**	least: **tulips**
1. **True**	2. **True**	3. **False**
4. **False**		

Sheet 4 · Tally marks

3 · 5 · 7 · 9 · 10 · 12

4 𝍸 6 𝍸 |

8 𝍸 |||

Sheet 5 · Picture graph

1. **6**	2. **3**	3. **mango**
4. **grapes**	5. **2** (5 − 3)	6. **9** (5 + 4)

Sheet 6 · Name survey

Answers depend on the names your child collects. Check that the tally marks in each row match the number written beside them, and that the three numbers add up to 10.

For grown-ups: if a count is wrong, do not just correct it. Ask your child to count again while you watch, and look at how they keep track.

My progress · write the date, colour a star for every try, tick the box when it feels easy

Sheet 1	_____	☆☆☆ ☐	Sheet 4	_____	☆☆☆ ☐
Sheet 2	_____	☆☆☆ ☐	Sheet 5	_____	☆☆☆ ☐
Sheet 3	_____	☆☆☆ ☐	Sheet 6	_____	☆☆☆ ☐

© parentoven.com

Free for home and classroom use