COMPARE NUMBERS · PARENTOVEN.COM

Count and Compare

Which group has more?

Name: _____ Date: _____

LEVEL 1 · COUNT AND COMPARE TO 10

UKG · Ages 5–6

How to play: count each group and write the number in the box. Colour the star under the group that has **more**. If both groups have the **same** number, colour both stars.

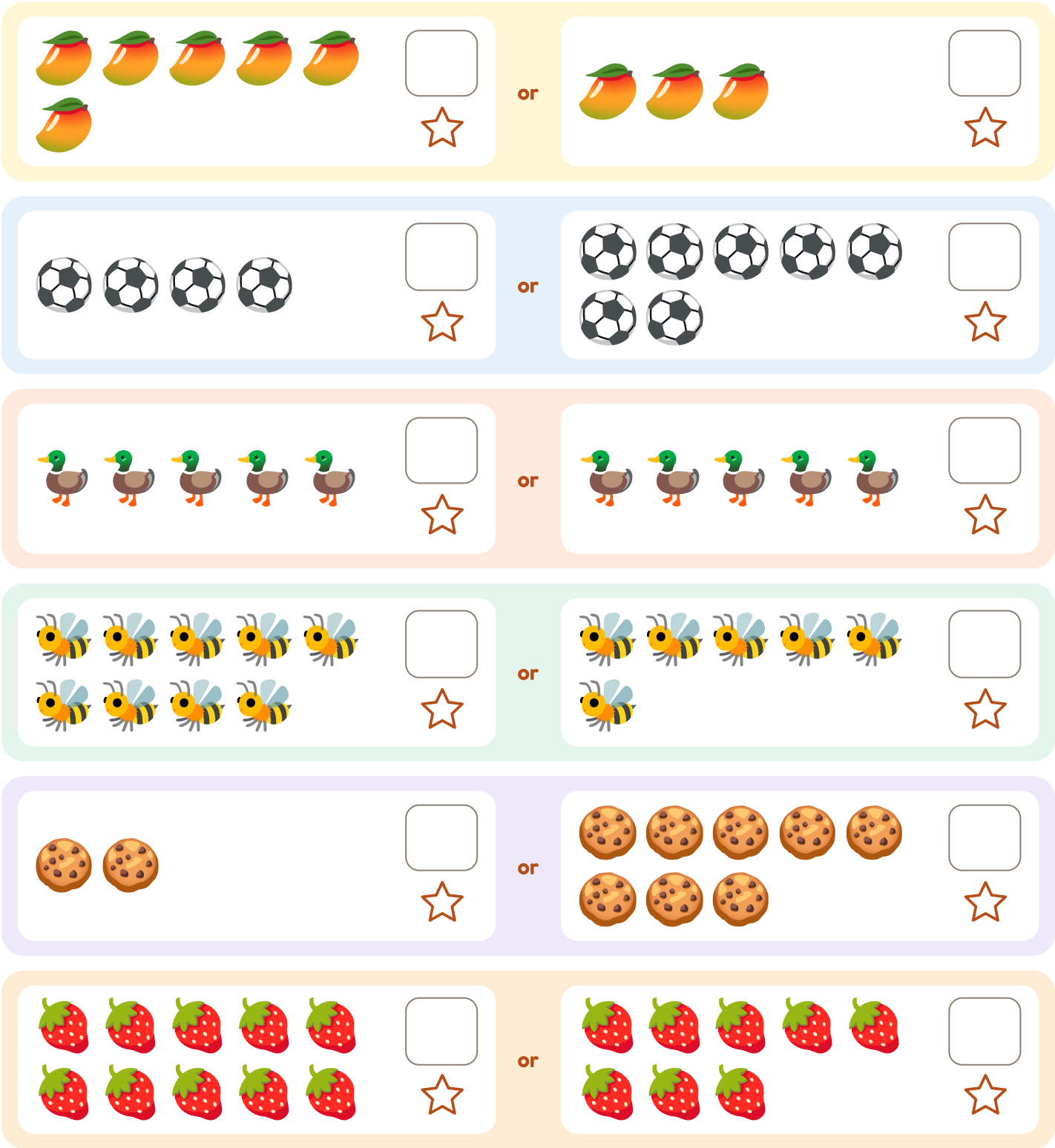

© parentoven.com

Free for home and classroom use

Meet >, < and =

Greater than, less than, equal to

Name: _____ Date: _____

LEVEL 1 · THE THREE SIGNS

UKG · Ages 5–6

1 Meet the signs

7 > 3	2 < 6	4 = 4
7 is **greater than** 3	2 is **less than** 6	4 is **equal to** 4

The **open side** of > and < always faces the **bigger** number. The point faces the smaller number.

2 Trace the signs. Start at the green dot.

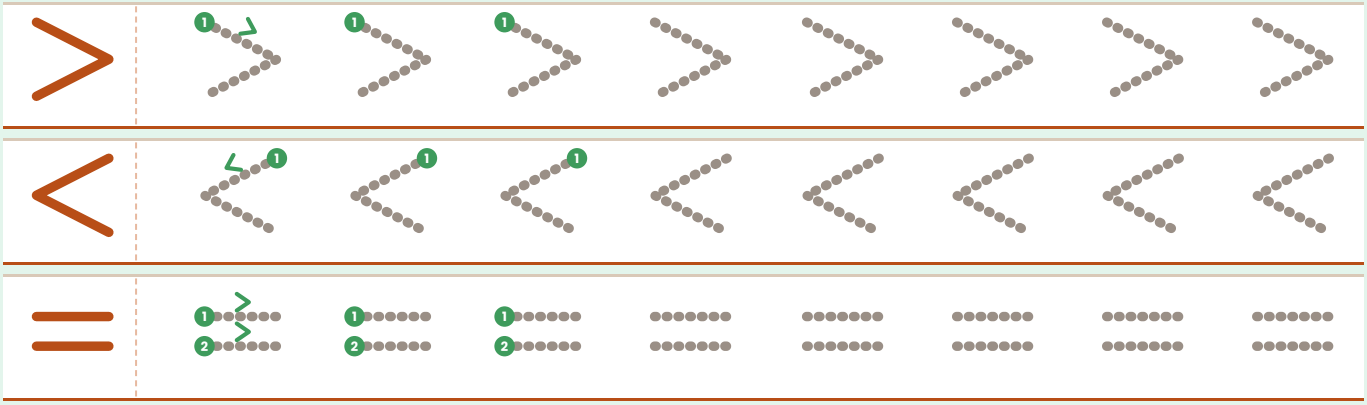

3 Count both groups. Write >, < or = in the circle.



© parentoven.com

Free for home and classroom use

Greater, Less or Equal?

Compare numbers up to 20

Name: _____ Date: _____

LEVEL 2 · NUMBERS TO 20

UKG · Ages 5–6

Tip: say it out loud. “12 is greater than 9.” If you are not sure, find both numbers on a number line: the one further along is greater.

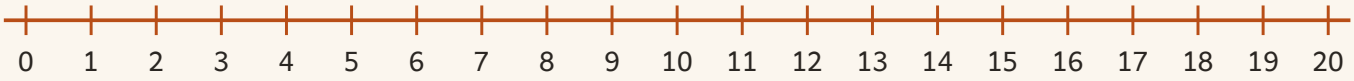

1 Write >, < or = in each circle.

12 > 9 example	4 ◯ 7
15 ◯ 11	8 ◯ 8
19 ◯ 20	6 ◯ 16
13 ◯ 10	17 ◯ 14
5 ◯ 3	11 ◯ 12
20 ◯ 2	9 ◯ 18
14 ◯ 14	7 ◯ 17
16 ◯ 15	3 ◯ 13
18 ◯ 19	10 ◯ 1
2 ◯ 12	15 ◯ 5

© parentoven.com

Free for home and classroom use

Compare Numbers to 50

Tens first, then ones

Name: _____ Date: _____

LEVEL 3 · NUMBERS TO 50

UKG · Ages 5–6

Look at the tens first. A bundle is 10 sticks. More bundles means a bigger number. If the tens are the same, compare the loose ones.

1 Count the tens and ones. Write each number, then the sign.

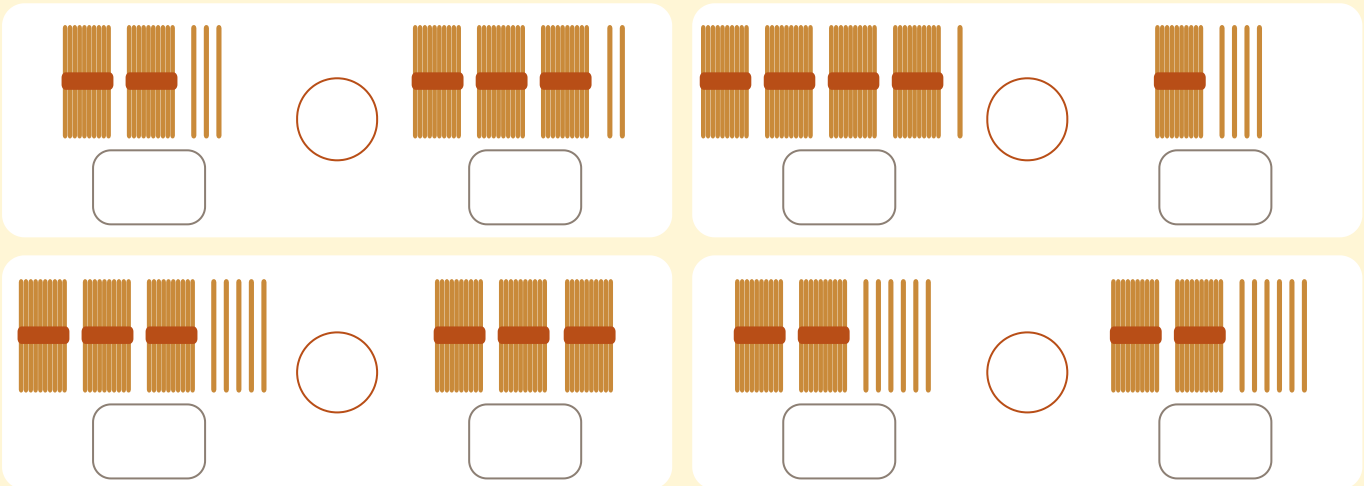

2 Write >, < or =.

34 ◯ 43	28 ◯ 25	40 ◯ 39
19 ◯ 21	46 ◯ 46	30 ◯ 13
37 ◯ 47	50 ◯ 5	22 ◯ 29
41 ◯ 14	33 ◯ 38	48 ◯ 44

3 Circle the biggest number. Put a line under the smallest.

23	32	18	40	36	29	41	17
12	21	20	11	45	39	48	30

© parentoven.com

Free for home and classroom use

Number Trains: Small to Big

Write the numbers in ascending order

Name: _____ Date: _____

LEVEL 2–3 · ASCENDING ORDER

UKG · Ages 5–6

Ascending order means from the **smallest** to the **biggest**. Find the smallest number first and write it in the carriage next to the engine. Cross each number off as you use it.

7 3 9 5



example

12 8 15 10



20 14 17 11



24 31 19 28



42 35 40 37



50 26 44 33



Free for home and classroom use

Count Down and Big to Small

Counting back and descending order

Name: _____ Date: _____

LEVEL 2–3 · DESCENDING ORDER

UKG · Ages 5–6

1 Rocket countdown! Fill in the missing numbers from 20 down to 1.

20	19		17	16		14		12	11
	9	8		6	5		3		1

Blast off!

2 Descending order: write the numbers from biggest to smallest.

6 10 2 8 → ☐ ☐ ☐ ☐

13 19 16 11 → ☐ ☐ ☐ ☐

27 35 22 30 → ☐ ☐ ☐ ☐

41 49 38 45 → ☐ ☐ ☐ ☐

3 Count back from 50.

50	49		47			44		42

© parentoven.com

Free for home and classroom use

Answer Key

Sheets 1 to 6

ANSWERS

UKG · Ages 5–6

Sheet 1 · Count and Compare

Mangoes: 6 and 3 → the **left** group	Balls: 4 and 7 → the **right** group
Ducks: 5 and 5 → **same**, colour both	Bees: 9 and 6 → the **left** group
Cookies: 2 and 8 → the **right** group	Strawberries: 10 and 8 → the **left** group

Sheet 3 · Greater, less or equal (to 20)

12 > 9	4 < 7	15 > 11	8 = 8	19 < 20
6 < 16	13 > 10	17 > 14	5 > 3	11 < 12
20 > 2	9 < 18	14 = 14	7 < 17	16 > 15
3 < 13	18 < 19	10 > 1	2 < 12	15 > 5

Sheet 2 · Meet the signs (part 3)

3 < 5	6 > 2
4 = 4	7 < 9
8 > 5	1 < 3

Sheet 4 · Compare numbers to 50

1.

23 < 32	41 > 14	35 > 30	26 = 26

2.

34 < 43	28 > 25	40 > 39	19 < 21	46 = 46	30 > 13
37 < 47	50 > 5	22 < 29	41 > 14	33 < 38	48 > 44

3.

biggest **40** · smallest 18	biggest **41** · smallest 17
biggest **21** · smallest 11	biggest **48** · smallest 30

Sheet 6 · Count down and big to small

1. Missing numbers: 18, 15, 13, 10, 7, 4, 2

2.

10, 8, 6, 2	19, 16, 13, 11
35, 30, 27, 22	49, 45, 41, 38

3. 50, 49, **48**, 47, **46**, **45**, 44, **43**, 42

Sheet 5 · Number trains (small to big)

3, 5, 7, 9	8, 10, 12, 15
11, 14, 17, 20	19, 24, 28, 31
35, 37, 40, 42	26, 33, 44, 50

For grown-ups: if a child mixes up > and <, ask them to read the sentence aloud from left to right ("3 is less than 8"). Mixing up the sign is normal at this age; what matters most is knowing which number is bigger.

© parentoven.com

Free for home and classroom use