Long or Short?

Compare lengths

Name: _____ Date: _____

LEVEL 1 · LONG AND SHORT

UKG · Ages 5–6

Line them up! All the things start at the same place on the left, so look at where they end. The one that reaches further is **longer**.

1 Tick the longer one.

A  ☐

B  ☐

A  ☐

B  ☐

A  ☐

B  ☐

A  ☐

B  ☐

2 Tick the shorter one.

A  ☐

B  ☐

A  ☐

B  ☐

A  ☐

B  ☐

A  ☐

B  ☐

© parentoven.com

Tall and Short

Tallest and shortest

Name: _____ Date: _____

LEVEL 1 · TALL AND SHORT

UKG · Ages 5–6

Tall or short? All the towers stand on the same ground line. The tallest one reaches highest; the shortest one stays lowest.

Tick the tallest.

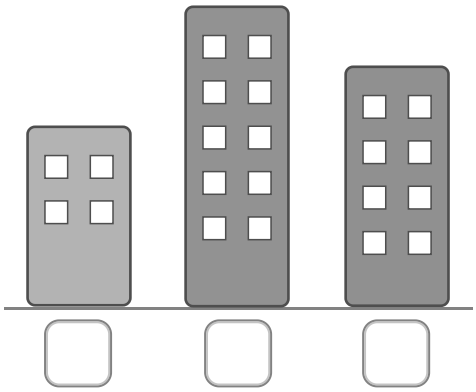

Tick the tallest.

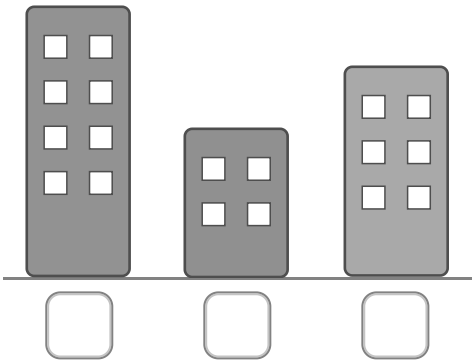

Tick the tallest.

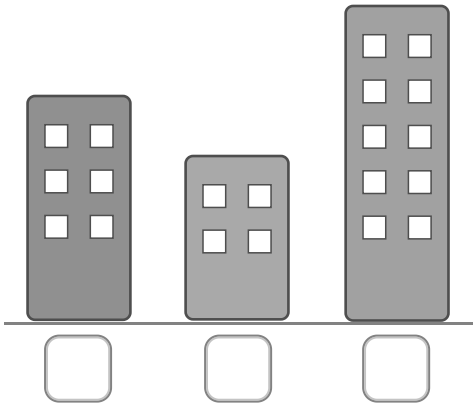

Tick the shortest.

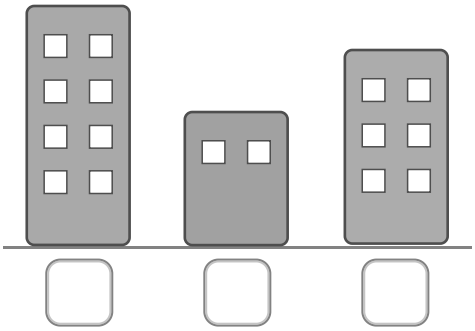

Tick the shortest.

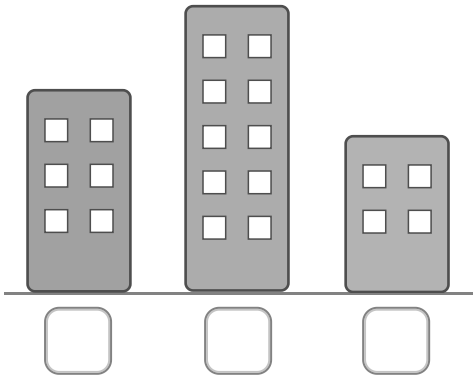

Tick the shortest.

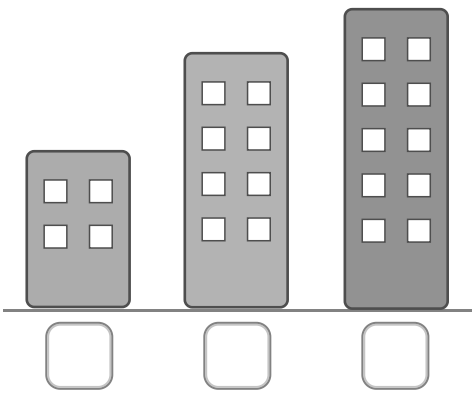

© parentoven.com

Heavy or Light?

Balance and weight

Name: _____ Date: _____

LEVEL 2 · HEAVY AND LIGHT

UKG · Ages 5–6

How a balance works: the heavier side goes **down**, the lighter side goes **up**.

1 Look at the balance. Circle the heavier thing.

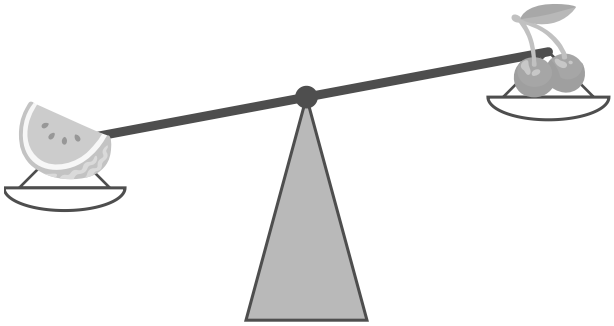

Circle the heavier thing.

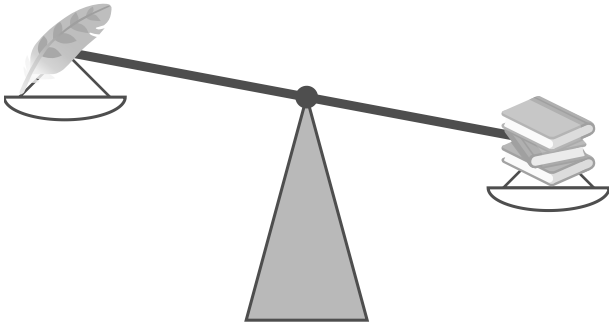

Circle the heavier thing.

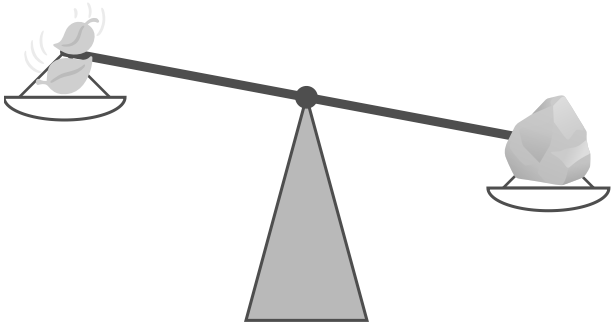

Circle the heavier thing.

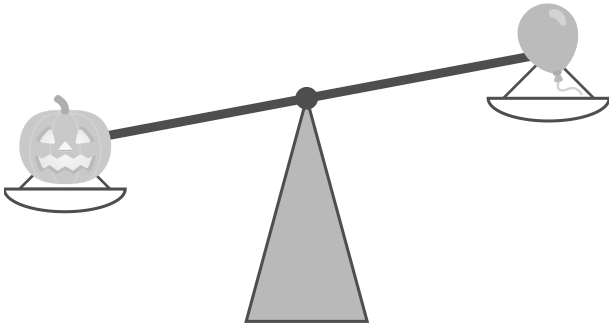

Circle the heavier thing.

2 Is it heavy or light? Tick one box.



☐ heavy ☐ light



☐ heavy ☐ light



☐ heavy ☐ light



☐ heavy ☐ light



☐ heavy ☐ light



☐ heavy ☐ light

© parentoven.com

Measure with Cubes

How many cubes long?

Name: _____ Date: _____

LEVEL 2 · MEASURING LENGTH

UKG · Ages 5–6

Count the cubes under each thing. Each thing is exactly as long as the row of cubes under it. Write the number.

A  ☐ cubes long

B 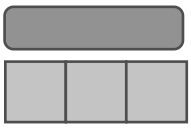 ☐ cubes long

C 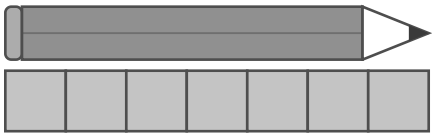 ☐ cubes long

D  ☐ cubes long

E 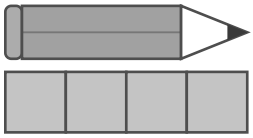 ☐ cubes long

F  ☐ cubes long

Write the letter.

Which is the longest? ☐ Which is the shortest? ☐

© parentoven.com

More or Less?

Full, half and empty

Name: _____ Date: _____

LEVEL 2 · CAPACITY

UKG · Ages 5–6

1 More or less?

Tick the glass with more water.

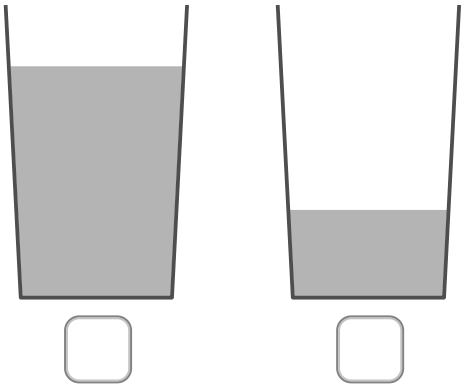

Tick the glass with more water.

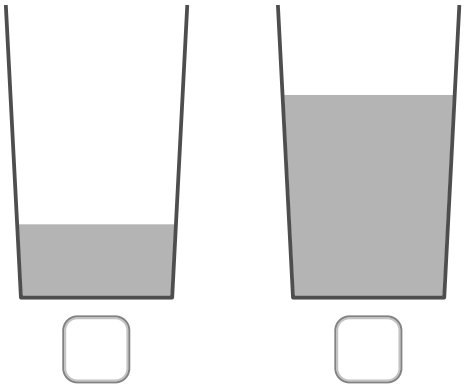

Tick the glass with less water.

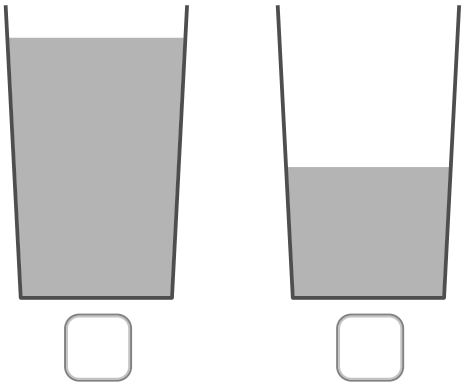

Tick the glass with less water.

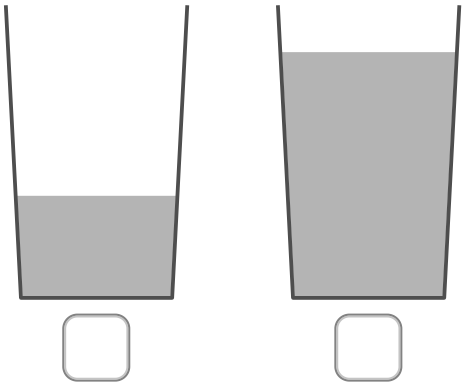

2 Write F for full, H for half, E for empty.

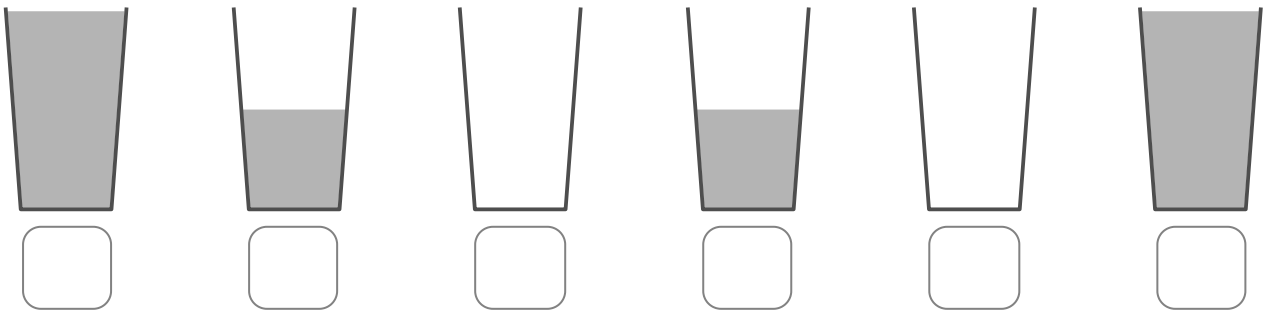

© parentoven.com

Order by Size

Smallest to biggest

Name: _____ Date: _____

LEVEL 3 · ORDERING

UKG · Ages 5–6

1 Write 1, 2, 3 from the smallest to the biggest.









2 Write 1, 2, 3 from the shortest to the longest.

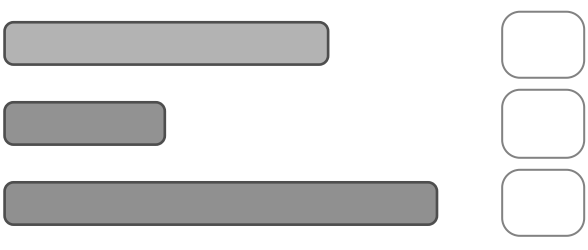

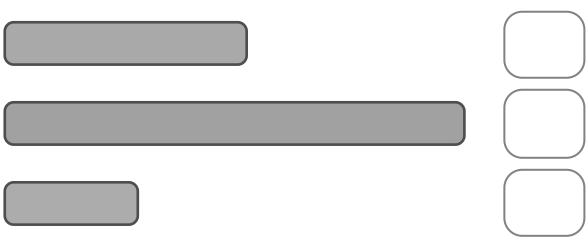

© parentoven.com

Ink-saving version · Free for home and classroom use

Answer Key

Sheets 1 to 6

ANSWERS

UKG · Ages 5–6

Sheet 1 · Long or short

1: **A**	2: **B**	3: **B**	4: **A**
5: **B**	6: **A**	7: **A**	8: **B**

Sheet 2 · Tall and short

1 (tallest): **middle**	2 (tallest): **first**
3 (tallest): **last**	4 (shortest): **middle**
5 (shortest): **last**	6 (shortest): **first**

Sheet 3 · Heavy or light

watermelon	**books**	**stone**
pumpkin	elephant: **heavy**	feather: **light**
truck: **heavy**	balloon: **light**	leaf: **light**
car: **heavy**		

Sheet 4 · Measure with cubes

A: **5**	B: **3**	C: **7**	D: **6**
E: **4**	F: **8**	longest: **F**	shortest: **B**

Sheet 5 · More or less

1: **left**	2: **right**	3: **right**
4: **left**	**F H E H E F**	

Sheet 6 · Order by size

ball: **2, 1, 3**	fish: **3, 2, 1**
star: **1, 3, 2**	apple: **2, 3, 1**
ribbons 1: **2, 1, 3** (top to bottom)	ribbons 2: **2, 3, 1** (top to bottom)

For grown-ups: real measuring beats paper. After sheet 4, measure a spoon, a shoe and a book with LEGO bricks or matchboxes, and ask which is longest.

© parentoven.com