Number Names 1 to 10

one, two, three... ten

Name: _____ Date: _____

LEVEL 1 · TRACE 1–10

UKG · Ages 5–6

Read, trace, then write. Say the number name as you trace it. Start at the green dot; the rest of the letters join on in the same direction.

1 ● one one one one

2 ●● two two two two

3 ●●● three three three

4 ●●●● four four four _____

5 ●●●●● five five five five

6 ●●●●●● six six six six six

7 ●●●●●●● seven seven seven

8 ●●●●●●●● eight eight eight

9 ●●●●●●●●● nine nine nine _____

10 ●●●●●●●●●● ten ten ten ten _____

© parentoven.com

Number Names 11 to 20

eleven, twelve... twenty

Name: _____ Date: _____

LEVEL 2 · TRACE 11–20

UKG · Ages 5–6

Read, trace, then write. Say the number name as you trace it. Start at the green dot; the rest of the letters join on in the same direction.

11 10+1 eleven eleven eleven

12 10+2 twelve twelve twelve

13 10+3 thirteen thirteen _____

14 10+4 fourteen fourteen

15 10+5 fifteen fifteen fifteen

16 10+6 sixteen sixteen _____

17 10+7 seventeen seventeen

18 10+8 eighteen eighteen

19 10+9 nineteen nineteen

20 10+10 twenty twenty twenty

© parentoven.com



Match Numbers 1 to 10

Number to number name

Name: _____ Date: _____

LEVEL 1 · MATCH 1–10

UKG · Ages 5–6

Read the number name carefully. Some look alike: **six** and **sixteen**, **four** and **fourteen**. Draw a line from each number to its name.

1 **Match the number to its name.**

3	ten
7	one
1	eight
9	five
5	two
10	three
2	seven
8	nine

© parentoven.com



Match Numbers 11 to 20

Number to number name



Name: _____ Date: _____

LEVEL 2 · MATCH 11–20

UKG · Ages 5–6

Read the number name carefully. Some look alike: **six** and **sixteen**, **four** and **fourteen**. Draw a line from each number to its name.

1 **Match the number to its name.**

12 •	• seventeen
15 •	• twenty
11 •	• fourteen
19 •	• eleven
14 •	• twelve
20 •	• nineteen
13 •	• fifteen
17 •	• thirteen

© parentoven.com

Count and Circle

Find the number name

Name: _____ Date: _____

LEVEL 2 · COUNT AND READ

UKG · Ages 5–6

Count the pictures, then circle the right number name. Touch each picture as you count so you do not count one twice.



four six nine

one seven five



six eight nine



twelve twenty two



three six sixteen



five fifteen thirteen



three eight thirteen



eleven seven one

© parentoven.com

Read and Write Numbers

Number names both ways

Name: _____ Date: _____

LEVEL 3 · READ NUMBER NAMES

UKG · Ages 5–6

1 Read the number name. Write the number.

eight	☐	thirteen	☐
four	☐	eighteen	☐
six	☐	sixteen	☐
ten	☐	twenty	☐

2 Circle the right number name.

5	five	fifteen	fifty
14	four	fourteen	forty
2	two	twelve	twenty
19	nine	nineteen	ninety

© parentoven.com

Ink-saving version · Free for home and classroom use

Answer Key

Sheets 1 to 6

ANSWERS

UKG · Ages 5–6

Sheets 1 and 2 · Trace

Trace one to ten and eleven to twenty.

Sheet 3 · Match 1 to 10

3 → **three**	7 → **seven**	1 → **one**	9 → **nine**
5 → **five**	10 → **ten**	2 → **two**	8 → **eight**

Sheet 4 · Match 11 to 20

12 → **twelve**	15 → **fifteen**	11 → **eleven**	19 → **nineteen**
14 → **fourteen**	20 → **twenty**	13 → **thirteen**	17 → **seventeen**

Sheet 5 · Count and circle

Apples: **four**	Stars: **seven**	Ducks: **nine**	Balloons: **twelve**
Fish: **six**	Flowers: **fifteen**	Kites: **three**	Bees: **eleven**

Sheet 6 · Read and write numbers

1.

eight = **8**	thirteen = **13**	four = **4**	eighteen = **18**
six = **6**	sixteen = **16**	ten = **10**	twenty = **20**

2.

5 = **five**	14 = **fourteen**	2 = **two**	19 = **nineteen**

For grown-ups: the "teen" numbers are the hardest because we say the ones first (six**teen** = 16) but write the tens first. Show 16 as one ten and six ones with sticks or ten-frames while you read the name aloud.

My progress · write the date, colour a star for every try, tick the box when it feels easy

Sheet 1	Date _____	☆☆☆	☐ I can do it!
Sheet 2	Date _____	☆☆☆	☐ I can do it!
Sheet 3	Date _____	☆☆☆	☐ I can do it!
Sheet 4	Date _____	☆☆☆	☐ I can do it!
Sheet 5	Date _____	☆☆☆	☐ I can do it!
Sheet 6	Date _____	☆☆☆	☐ I can do it!

© parentoven.com

Ink-saving version · Free for home and classroom use