SORTING · MATHS · PARENTOVEN.COM

Sort by Colour

Red, yellow or green?

Name: _____ Date: _____

LEVEL 1 · COLOUR

LKG · Ages 4–5

What colour is it? Look at each picture and tick red, yellow or green.

	red	yellow	green
apple	☐	☐	☐
banana	☐	☐	☐
leaf	☐	☐	☐
strawberry	☐	☐	☐
lemon	☐	☐	☐
frog	☐	☐	☐
tomato	☐	☐	☐
sun	☐	☐	☐
broccoli	☐	☐	☐

© parentoven.com

Ink-saving version · Free for home and classroom use

SORTING · MATHS · PARENTOVEN.COM

Sort by Shape

Circles, squares, triangles, rectangles

Name: _____ Date: _____

LEVEL 1 · SHAPE

LKG · Ages 4–5

1 **Look at all the shapes. Some are big, some are small, and they are different colours.**



2 **Count each shape and write how many.**

circles ☐ squares ☐

triangles ☐ rectangles ☐

© parentoven.com

Sort by Kind

Fruits and toys

Name: _____ Date: _____

LEVEL 2 · KIND

LKG · Ages 4–5

Tidy up time! Is it a fruit or a toy? Draw a line from each thing to the right box.

1 Fruits or toys?

- apple
- teddy
- grapes
- ball
- kite
- mango
- robot
- banana

Fruits

Toys

© parentoven.com

SORTING · MATHS · PARENTOVEN.COM

Water, Land or Sky?

Sort the animals

Name: _____ Date: _____

LEVEL 2 · GROUP BY PLACE

LKG · Ages 4–5

Where does it move about? Fish swim in water, cows walk on land, birds fly in the sky. Tick one box for each animal.

	water	land	sky
fish	☐	☐	☐
cow	☐	☐	☐
bird	☐	☐	☐
whale	☐	☐	☐
dog	☐	☐	☐
butterfly	☐	☐	☐
turtle	☐	☐	☐
horse	☐	☐	☐
parrot	☐	☐	☐

© parentoven.com

Ink-saving version · Free for home and classroom use

Odd One Out

Find the sorting rule

Name: _____ Date: _____

LEVEL 3 · SORTING RULES

LKG · Ages 4–5

Which one does not belong? Look at colour, shape, size and kind. Circle the odd one out and tell a grown-up why.













© parentoven.com

Sort and Count

Make a picture graph

Name: _____ Date: _____

LEVEL 3 · SORT AND COUNT

LKG · Ages 4–5

1 A fruit basket! Count each kind of fruit.



2 Colour one box for each fruit you count.



© parentoven.com

Answer Key

Sheets 1 to 6

ANSWERS

LKG · Ages 4–5

Sheet 1 · Sort by colour

apple: **red**	banana: **yellow**	leaf: **green**
strawberry: **red**	lemon: **yellow**	frog: **green**
tomato: **red**	sun: **yellow**	broccoli: **green**

Sheet 2 · Sort by shape

circles: **5**	squares: **4**	triangles: **4**	rectangles: **3**

Sheet 3 · Fruits or toys

apple → **Fruits**	teddy → **Toys**	grapes → **Fruits**	ball → **Toys**
kite → **Toys**	mango → **Fruits**	robot → **Toys**	banana → **Fruits**

Sheet 4 · Water, land or sky

fish: **water**	cow: **land**	bird: **sky**
whale: **water**	dog: **land**	butterfly: **sky**
turtle: **water**	horse: **land**	parrot: **sky**

Sheet 5 · Odd one out

row 1: **banana** (colour: it is not red)	row 2: **triangle** (shape: it is a triangle)
row 3: **car** (kind: it is not a fruit)	row 4: **small ball** (size: it is small)
row 5: **lemon** (colour: it is not green)	row 6: **fish** (kind: it cannot fly)

Sheet 6 · Sort and count

apple: **5**	banana: **3**	grapes: **6**	cherries: **2**

For grown-ups: on Sheet 5 accept any sensible rule your child can explain. Saying the rule out loud ("all red except the banana") is the real skill.

My progress · write the date, colour a star for every try, tick the box when it feels easy

Sheet 1	_____	☆☆☆ ☐	**Sheet 4**	_____	☆☆☆ ☐
Sheet 2	_____	☆☆☆ ☐	**Sheet 5**	_____	☆☆☆ ☐
Sheet 3	_____	☆☆☆ ☐	**Sheet 6**	_____	☆☆☆ ☐

© parentoven.com