This, That, These, Those

Meet the pointing words

Name: _____ Date: _____

LEVEL 1 · NEAR AND FAR

UKG · Ages 5–6

Two questions decide the word: Is it **one** or **many**? Is it **near** or **far**? Say each sentence aloud and point, just like the girl.

This one thing, near me



This is a cat.

That one thing, far away



That is a cat.

These many things, near me



These are cats.

Those many things, far away



Those are cats.

1 Trace the words.

this this this this

that that that that

these these these

those those those

This or That?

One thing: near or far

Name: _____ Date: _____

LEVEL 1 · THIS AND THAT

UKG · Ages 5–6

One thing. Is it near the girl or far away? Circle **This** (near) or **That** (far), then read the sentence.



This **That** _____ is a ball.



This **That** _____ is a kite.



This **That** _____ is an apple.



This **That** _____ is a bird.



This **That** _____ is a cup.



This **That** _____ is a tree.



This **That** _____ is a cat.



This **That** _____ is an umbrella.

© parentoven.com

Free for home and classroom use

These or Those?

Many things: near or far

Name: _____ Date: _____

LEVEL 2 · THESE AND THOSE

UKG · Ages 5–6

Many things. Are they near the girl or far away? Circle **These** (near) or **Those** (far).



These **Those** _____ are ducks.



These **Those** _____ are flowers.



These **Those** _____ are stars.



These **Those** _____ are books.



These **Those** _____ are balloons.



These **Those** _____ are cows.



These **Those** _____ are bananas.



These **Those** _____ are cars.

© parentoven.com

Free for home and classroom use

Fill in the Word

This · That · These · Those

Name: _____ Date: _____

LEVEL 2 · WRITE THE WORD

UKG · Ages 5–6

Word box: write the right word in each sentence.

This **That** **These** **Those**



_____ is a hat.



_____ are fish.



_____ is a dog.



_____ are shoes.



_____ is a balloon.



_____ are apples.



_____ is an umbrella.



_____ are buses.

Free for home and classroom use

Read and Match

Sentences and pictures

Name: _____ Date: _____

LEVEL 3 · READ AND MATCH

UKG · Ages 5–6

Read carefully! Two sentences talk about ducks, two about kites and two about cats. Look at how many and how far before you draw each line.

1 Match the sentence to the picture.

This is a duck. ●	● 
These are ducks. ●	● 
That is a kite. ●	● 
Those are kites. ●	● 
That is a cat. ●	● 
These are cats. ●	● 

© parentoven.com

Free for home and classroom use

Trace and Draw

Use the words yourself

Name: _____ Date: _____

LEVEL 3 · SPEAK AND WRITE

UKG · Ages 5–6

1 Trace the sentences.

This is a pen.

Those are trees.

2 Look around your room. Draw one thing near you and one thing far away.

This is a _____.

That is a _____.

© parentoven.com

Free for home and classroom use

Answer Key

Sheets 1 to 6

ANSWERS

UKG · Ages 5–6

Sheet 1 · Meet the words

Trace this, that, these, those. Read the four example sentences aloud.

Sheet 2 · This or that

1 ball: **This**	2 kite: **That**	3 apple: **This**	4 bird: **That**
5 cup: **This**	6 tree: **That**	7 cat: **That**	8 umbrella: **This**

Sheet 3 · These or those

1 ducks: **Those**	2 flowers: **These**	3 stars: **Those**	4 books: **These**
5 balloons: **These**	6 cows: **Those**	7 bananas: **These**	8 cars: **Those**

Sheet 4 · Fill in the word

1 **This is a hat.**	2 **Those are fish.**
3 **That is a dog.**	4 **These are shoes.**
5 **That is a balloon.**	6 **These are apples.**
7 **This is an umbrella.**	8 **Those are buses.**

Sheet 5 · Read and match

This is a duck. → picture in row **4**	These are ducks. → picture in row **6**
That is a kite. → picture in row **5**	Those are kites. → picture in row **1**
That is a cat. → picture in row **3**	These are cats. → picture in row **2**

Sheet 6 · Trace and draw

Trace the sentences. Drawings and words will vary: check "This is a …" names something near and "That is a …" something far.

For grown-ups: play "I spy" at home: hold a spoon and say "this spoon"; point at the fan and say "that fan". Children learn near/far words far faster with their hands than with paper.

My progress · write the date, colour a star for every try, tick the box when it feels easy

Sheet 1 _____ ☆☆☆ ☐	**Sheet 4** _____ ☆☆☆ ☐
Sheet 2 _____ ☆☆☆ ☐	**Sheet 5** _____ ☆☆☆ ☐
Sheet 3 _____ ☆☆☆ ☐	**Sheet 6** _____ ☆☆☆ ☐

© parentoven.com

Free for home and classroom use